



PARIS SCAVENGER HUNT

Name	Page
Mission Info (Attention...)	2
Mission Map	4
Mission #1: Louvre Courtyard	5
Mission #2: Luxembourg Gardens	7
Mission #3: Eiffel Tower	8
Mission #4: Notre Dame	9
The Final Code	10
The Final Mission	13

Want more Paris fun?
Check out our **MISSION PARIS** book
(if you haven't already!), for 12
awesome Paris sights.
(on Amazon in paperback & Kindle)



ATTENTION: FUTURE SPECIAL AGENTS (YOU) & CASE OFFICERS (GROWNUPS)

.....

CONGRATULATIONS! THE SIA (SECRET INTERNATIONAL AGENCY) HAS CHOSEN YOU TO BECOME A SPECIAL AGENT.

The SIA carries out secret assignments, collecting intelligence in all corners of the globe. ("Intelligence" is spy-speak for "information.") Currently, we are in dire need of agents, but few have what it takes.

HAVE WHAT IT TAKES TO BECOME A SPECIAL AGENT?

Travel to Paris, led by your case officer. (A case officer accompanies agents on missions, and is a parent/trusted adult.) Then, complete a series of missions in the city. Similar to a scavenger hunt (only better), your missions require collecting valuable intel (short for "intelligence"), using it to break codes, then breaking The Final Code on page 10.

- 1:**The Mission list & map are on p.4.
- 2:**Missions 1-4 are 4 sights: no need to go indoors or buy admission tickets, and no set order. (Choose order based on your plans.)
- 3:**Complete Missions 1-4 to get the info to break The Final Code & become a Special Agent.*
- 4:**Let your friends/family know about your trip! With your Case Officer, choose the best pics from your Mission to share.
- 5:**Case officers: check out our website, **ScavengerHuntAdventures.com/contest** for a photo contest (with cool prizes) & more missions.

* Using this hunt with our **Mission Paris**... **scavenger hunt book**? Complete this hunt -and- the hunt in the Mission Paris book & become an **Elite Special Agent!**



IMPORTANT NOTES

- **Materials Needed:**

-pen/pencil

-camera

-piece of paper (if using this on a screen)

- **Code Keeper:** Choose your most dependable team member to keep track of the clues you write down.
- **Intel Collection:** Do NOT search online for answers (unless completing the Virtual Scavenger Hunt* or if OK'd by your case officer). Using a GPS is AOK.

TO CONCEAL THEIR REAL IDENTITIES,
SPECIAL AGENTS ALWAYS USE CODE NAMES.
FOR EXAMPLE, JAMES BOND'S CODE NAME IS
007. THINK OF YOUR OWN CODE NAME TO USE
DURING YOUR MISSION IN PARIS.

SIGN YOUR CODE NAME HERE:

GOOD LUCK, THE SIA IS COUNTING ON YOU.

* **Virtual Scavenger Hunt:** If you're not actually in Paris or if your trip got cut short, your "intel" can be gathered online with your case officer as a virtual scavenger hunt.

MISSION MAP



Remember...

- Missions 1-4 can be done in any order.
- Complete them all & break The Final Code to become a Special Agent.

If you're in Paris & complete this hunt together with our scavenger hunt book, **Mission Paris**, you'll become an Elite Special Agent.

Mission Paris is available in paperback & Kindle on Amazon.

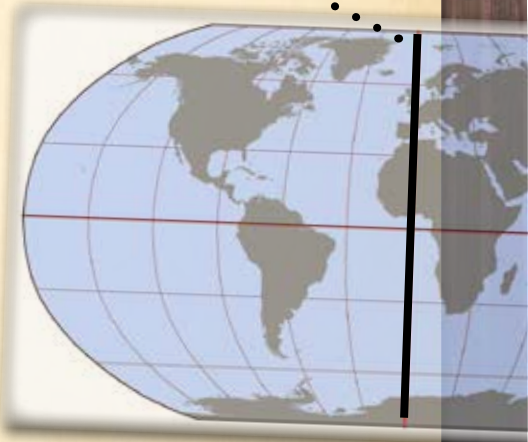


LOUVRE COURTYARD



You may be at an art museum, but it's time for a geography quiz for your case officer. Ask them what the "**prime meridian**" is. Did they say something like, "an imaginary line that divides the Earth into the Eastern and Western hemisphere"?

Up until the 1880s, countries had basically created their own meridian line, each running through their country. Having many different meridians was confusing, so nations came together to decide on one - the one through Greenwich, England. The French, however, said NO, and kept using their Paris meridian until 1914.





PAVILLON RICHELIEU

You can trace the route of the Paris meridian by tracking down bronze "Arago" medallions (named for François ("Frah-swah") Arago, an astronomer who helped map out the meridian).

YOUR INSTRUCTIONS:

1. Venture to the Louvre pyramids.
2. Find a PAVILLON RICHELIEU ("Pah-vee-ohn Rish-ah-loo") sign, like this one above.
3. Face the fountain by the big pyramid (so the PAVILLON RICHELIEU sign is behind you).
4. Go left, around the corner of the fountain.
5. Need help? Find the red dot on the Louvre pic on the previous page.

Write the two letters that appear above and below the astronomer's name.

—
LETTER ABOVE

CLUE
1-A

—
LETTER BELOW

CLUE
1-B

Paris is divided into 20 neighborhoods, called "arrondissement" ("ah-ron-dees-mah"). What is the Louvre's arrondissement? To find the answer, with your case officer, head toward the roundabout, taking

the sidewalk to the right or left. Go through arches, and find the arrondissement number on the top of a street sign.

Write the number here. (It's not 9.)

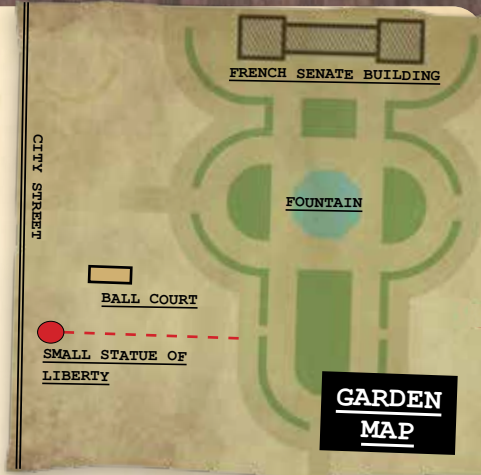
—

CLUE
1-C

EXAMPLE



LUXEMBOURG GARDENS



Any idea what this statue is? If you're an American, we hope so!

Did you know a French sculptor created the Statue of Liberty as a gift from France to America? This small version stands somewhere in this garden. Time to put your map-reading skills to the test to locate this statue.

At the top of Liberty's "book", find the day of the month (it's 2 digits).

Spell out that number here.

CLUE
2-A

— — — — —

Be sure the correct letter is on the space with the darker line.

EIFFEL TOWER



A



B



C



D

Time for some **image analysis**. (For spies, image analysis means basically looking carefully at pictures for information.)

Venture to the Eiffel Tower, specifically the grassy field area behind it. Then, compare these four images to the real monument towering in front of you. Compare just the tower (not the trees, field, background buildings, etc.) Can you figure out which image shows the correct version of the tower? (The 3 others are "fakes.")

Write the letter of the correct image.



CLUE
3-A

You're in the 7th "arrondissement" (neighborhood) of Paris. (Hint: You may need this info later.)

NOTRE DAME



In 2019, a fire accidentally started inside Notre Dame, badly damaging the roof and spire. In 2024, when repair work finishes, it should resemble the pic above. Thankfully, the fire didn't damage the stained glass "rose" windows. Venture to the side that would normally be the cathedral's main entrance. Count the number of rose window "petals" (the two rings made of windows with a circle in the middle).

Spell out the number of "petals."

— — — — — — — — — —

CLUE
4-A

Look closely up above the repair fence, and you may still spot some creatures like these. What are these statues called? (You may need your case officer's help.)

Write what they're called.

G A R — — — — — S

CLUE
4-B

THE FINAL CODE

For your final clue, you'll need some intel from your Louvre and Eiffel Tower missions.

- 1: Write the arrondissement of the Louvre (p.6, Clue 1-C).
- 2: Write that same number again here.
- 3: Write the arrondissement of the Eiffel Tower.

To crack this code, we'll use France's GREAT CIPHER, used by cryptographers (people who make & break codes) for the kings and queens of France in the 1600s to encode top secret messages. The 3-digit number you wrote above...can you find it in the GREAT CIPHER below? What letter is above your number?

Write the letter.



CLUE
5-A

THE GREAT CIPHER

M	N	O	P	Q	R	S	T	U	V	W	X	Y	Z
811	117	219	407	511	355	340	141	205	518				
	258						163					820	
702	359	338	595	733	527	618	284	436	639				
	500						164						

THE FINAL CODE

(CONTINUED)

Ready for your most challenging mission yet? You'll need the help of your case officer and code keeper. Using the directions in the **black boxes**, figure out the letters to go in the numbered spaces below.

.....

— 1: Go to p.8, Clue 3-A.

1

— 2: Go to p.10, Clue 5-A.

2

I
— 3: Go to p.7, Clue 2-A.
Write the letter on the dark black line.

3

— 4: Go to p.6, Clue 1-A.

4

— 5: Go to p.9, Clue 4-B.
Write the letter on the dark black line.

5

— 6: Go to p.9, Clue 4-A.
Write the letter on the dark black line.

6

— 7: Go to p.6, Clue 1-B.

7

.....
Using #3 as an example, if you go to p.7, Clue 2-A, you'll see:

CLUE
2-A

F I F T E E N

.....
The letter on the dark black line is: I.....

So, write I for #3 above.

You'll use these 7 letters on the next page....

1 2 3 4 5 6 7

BETTER THAN
SAYING.



ALFRED
DE MUSSET

To uncover the above message, write the 2 words from p.11 in the numbered spaces.

A French writer (above) said those words containing the code you just broke. Any ideas what that quote means?

How about: ***It's better to DO something, instead of just saying you will do it.***

Any ideas what that has to do with completing this scavenger hunt? Well, people like to say they have what it takes to be an SIA Special Agent, but have they actually **done** it? So, if you completed all the missions, then you have without a doubt, proven that **you do** have what it takes!

CONGRATULATIONS, YOU ARE NOW A
SPECIAL AGENT WITH THE SIA.

Remember, Special Agent, even when you're not on SIA missions, and back to your normal life, think of this quote. When you say you're going to do something, will you actually do it?

The SIA may be watching...





THE FINAL MISSION

☐ **Please help spread the word:** tell your family/friends about your Paris mission! With your Case Officer, choose the best pics to share.

☐ **Case officers, go to our website:**




ScavengerHuntAdventures.com/contest

QR Code below

Check out our photo contest (with cool prizes) & more Missions (NYC, London, DC...and many more).



WANT ANOTHER MISSION?



...AND MANY MORE

WWW.SCAVENGERHUNTAVENTURES.COM

IMAGE CREDITS

From Wikimedia Commons:

Mission Map: Tripomatic

Arago Medallion: Hugues Mitton (Hugo Voyages)

Meridian Map: KMF 164

Statue of Liberty: Yair Haklai

Alfred de Musset: Musee de Carnavalet

Great Cipher: Journal Cryptologia, January 2005, volume XXIX, number 1, p. 47. Image from Paris Service Historique Archives;

All other images from Canva.