




D.C. SCAVENGER HUNT

Name	Page
Mission Info (Attention...)	2
Mission Map	4
Mission #A: D.C. Images	5
Mission #1: Washington Monument	6
Mission #2: Capitol	8
Mission #3: World War II Memorial	10
Mission #4: Martin Luther King, Jr. Memorial	11
Mission #5: Lincoln Memorial	13
The Final Code	14
The Final Mission	16
Five Dollar Bill	17

Want more D.C. fun? Check out our **MISSION WASHINGTON D.C.** book (if you haven't already!), with hunts for 12 awesome D.C. sights.
(on Amazon in paperback & Kindle)



**ATTENTION: FUTURE SPECIAL AGENTS (YOU)
& CASE OFFICERS (GROWNUPS)**

.....

CONGRATULATIONS! THE SIA (SECRET INTERNATIONAL AGENCY) HAS CHOSEN YOU TO BECOME A SPECIAL AGENT.

The SIA carries out secret assignments, collecting intelligence in all corners of the globe. ("Intelligence" is spy-speak for "information.") Currently, we are in dire need of agents, but few have what it takes.

HAVE WHAT IT TAKES TO BECOME A SPECIAL AGENT?

Travel to D.C., led by your case officer. (A case officer accompanies agents on missions, and is a parent/trusted adult.) Then, complete a series of missions in the city. Similar to a scavenger hunt (only better), your missions require collecting valuable intel (short for "intelligence"), using it to break codes, then breaking The Final Code on page 14.

1:The Mission list & map are on p.4.

2:Mission A must be done first.

3:Missions 1-5 are at 5 sights with no set order. (Choose order based on your plans.) No admission fees & no need to go indoors.

4:Complete Missions 1-5 to get the info to break The Final Code & become a Special Agent.*

5: Let your friends/family know about your trip! With your Case Officer, choose the best pics from your Mission to share.

6:Case officers: for a photo contest (with cool prizes) & more missions, check out ScavengerHuntAdventures.com/contest

* Using this together with our **Mission Washington D.C. scavenger hunt book?** Complete this hunt -and- the hunt in the book & become an **Elite Special Agent!**



IMPORTANT NOTES

- **Materials Needed:**

- pen/pencil - camera
- piece of paper (if viewing this on a screen)
- \$5 bill: bring one or use the \$5 pic at the end of this PDF (not a disaster if you don't have a \$5 or the pic)

- **Code Keeper:** Choose your most dependable team member to keep track of the clues you write down.

- **Intel Collection:** Do NOT search online for answers (unless completing the Virtual Scavenger Hunt* or if OK'd by your case officer). Using a GPS is fine.

TO CONCEAL THEIR REAL IDENTITIES,
SPECIAL AGENTS ALWAYS USE CODE NAMES.
FOR EXAMPLE, JAMES BOND'S CODE NAME IS
007. THINK OF YOUR OWN CODE NAME TO USE
DURING YOUR MISSION IN WASHINGTON, D.C.

SIGN YOUR CODE NAME HERE:

GOOD LUCK, THE SIA IS COUNTING ON YOU.

* **Virtual Scavenger Hunt:** If you're not actually in D.C. or if your trip got cut short, your "intel" can be gathered online with your case officer as a virtual scavenger hunt.

MISSION MAP



MISSION 2:
CAPITOL

MISSION 1:
WASHINGTON
MONUMENT


MISSION 4:
WORLD
WAR II MEMORIAL

MISSION 3:
MARTIN
LUTHER KING, JR.
MEMORIAL

MISSION 5:
LINCOLN MEMORIAL

- Mission A (on p.5) must be done before Missions 1-5. Mission A can be done from anywhere.
- After doing Mission A, Missions 1-5 can be done in any order.
- Complete all the Missions & break The Final Code to become a Special Agent.
- If you're in D.C. & complete this hunt together with our scavenger hunt book, **Mission Washington D.C.**, you'll become an Elite Special Agent.

Mission Washington D.C. is available from Amazon in paperback & Kindle.



D.C. IMAGES

Special agents must be skilled at image analysis.
(Here, that means looking carefully at pictures.)

Analyze these images to figure out which monuments appear in them.

□ Write their names here (or on your sheet of paper).

CLUE
A-1

— — — — —
R O O S E V E L T
M E M O R I A L



CLUE
A-2

— — — — —



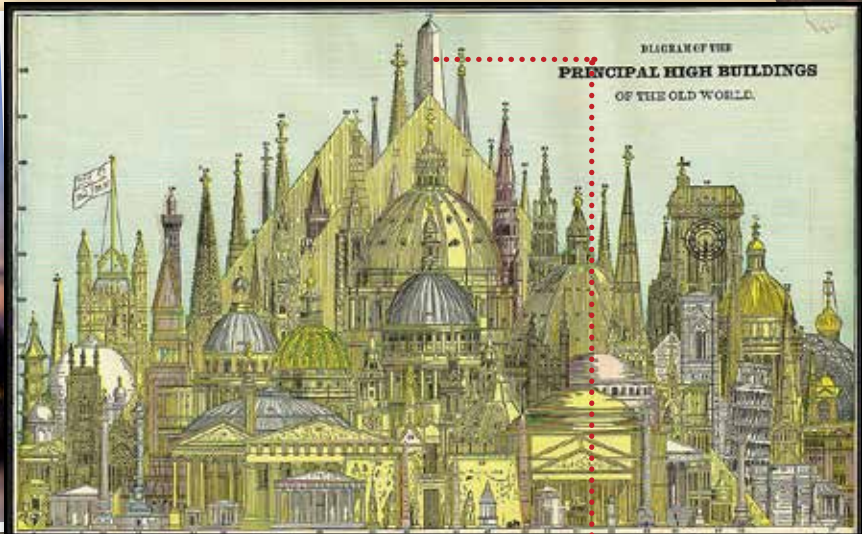
CLUE
A-3

— — — — —
M O N U M E N T



Be sure the right letter is on
the space with the darker line.

WASHINGTON MONUMENT



Around 140 years ago (1884), when this monument was completed, it stood as the tallest building in the world.

Using the p.5 Mission A, write the 4 letters that were on a darker line: _____
Then, look for a large circle of these around this monument.


Count the number of them and spell it below.

CLUE
1-A

— — — — —

Where the monument stands today wasn't actually the first spot planners chose. Uncover the monument's original planned spot by hunting down this marker. Need help? Find the blue circle on the p.4 Mission Map.





The message on this marker names the third president. Go to the third line of this message.

Write the first word from the third line here. Hint, it starts with the letters RE...

CLUE
1-B

— — — — — — — — — —

Imagine, looking around the National Mall (where you are now) you would have seen people floating by in **boats** from this "pier."

No wonder they decided against build a 555-foot building here. Good thing they settled on the current, slightly higher spot.

Be sure the correct letter is on the space with the darker line.

Once you've gathered all your intel, take a pic of your team. Congrats, you've completed a challenging mission!

CAPITOL



Now, on to the place shown on the back of a \$50 bill - more precisely, to the location where you'd have a view of this building similar to the one shown above.

Track down a statue of this president past the Capitol lawn by a reflecting pool.

(Closely examine the bill for his name.)



Time for more image analysis.

Compare the actual location to this photo. Notice anything missing?

Write what's missing below.

(Hint: it's a kind of animal.)

CLUE
2-A

— — — —



Compare this photo above to the actual Capitol in front of you. What important statue is missing?

Hint: Look up.

- Write the name of this statue below.**
(Your case officer may help you find this name online. Not many people know the name.)

CLUE
2-B

— — — — —

Closely examine the smaller sculpture with men waving a flag and a sword (Civil War soldiers).

- Write the two letters found in the round part of the horse reins (under their ears).**

CLUE
2-C

— —

Once you've gathered all your intel, take a pic of your team. Congrats, you've completed another challenging mission!

WORLD WAR II MEMORIAL



This memorial to the largest war in history serves in part as a reminder of the true cost of war.

- Find the section of the memorial with thousands of these.
- Spell out the number of stars below.
(Instead of counting them all, search for your answer on a nearby sign.)



Be sure the right letter is on the space with the darker line.

F O U R T H O U S A N D

F O R T Y - — — — —

CLUE
3-A

Take a moment to think about this. Each star represents 1,000 American lives lost during World War II. In this war, over 400,000 Americans lost their lives defending freedom.

M.L.K., JR. MEMORIAL



"I have a dream that my four little children will one day live in a nation where they will not be judged by the color of their skin but by the content of their character."

Perhaps you recognize one of this Civil Rights leader's quotes about freedom and equality.

Back in the 1960's, he dreamt of a United States where people would be judged not by their skin color, but on how good of a person they were.

This monument has more of Dr. King's quotes as well as a huge sculpture of him.

Another key secret agent skill: situational awareness (basically, knowing what's around you).

continued...

Speaking of situational awareness...what other D.C. sites do you notice nearby? King's memorial forms an interesting "line" with memorials of which two presidents?

□ Using these two presidential memorials, plus King's, put the men's last names in order (according to when they lived):

CLUE
4-A

— — — — — — — — — —

Founding Father who declared "all men are created **equal**"

CLUE
4-B

— — — — — — — — — —

President during the Civil War, a war fought so all Americans could be free

CLUE
4-C

— — — — — — — — — —

Fought for the rights of all Americans (His sculpture gazes back at the president above as if to ask, "remember what you said about all men being created **equal**?")

□ Once you've gathered all your intel, take a pic of your team. Congrats, you've completed another challenging mission!

LINCOLN MEMORIAL



Do you have another key secret agent skill: attention to detail? Prove you do by recreating this photo at this monument to President Lincoln.

Snap your own photo like this one by lining up the back of a folded \$5 bill.

(There's a printable \$5 bill on this PDF's last page. No \$5 bill or the PDF's \$5? Then taking a team photo is OK, if it's OK by your case officer.)

Find this message somewhere inside. Careful, we changed a word.

**IN THIS TEMPLE
AS IN THE HEARTS OF THE PEOPLE
FOR WHOM HE SAVED THE UNION
THE MEMORY OF PRESIDENT LINCOLN
IS ENSHRINED FOREVER**

Found it? Write the correct word below.

CLUE
5-A

— — — — —

THE FINAL CODE

Ready for your most challenging mission yet? You'll need the help of your case officer and code keeper. Using the directions in the **black boxes**, figure out the letters to go in the numbered spaces below.

.....

Y
1: Go to p.6, Clue 1-A.
Write the letter on the dark black line.

—
2: Go to p.13, Clue 5-A.
Write the letter on the dark black line.

—
3: Go to p.10, Clue 3-A.
Write the letter on the dark black line.

—
4: Go to p.7, Clue 1-B.
Write the letter on the dark black line.

—
5: Go to p.12, Clue 4-B.
Write the letter on the dark black line.

X
6: We did this one for you.

—
7: Go to p.12, Clue 4-C.
Write the letter on the dark black line.

—
8: Go to p.8, Clue 2-A.
Write the letter on the dark black line.

Using #1 as an example, if you go to p.6, Clue 1-A, you'll see:

CLUE
1-A

F I F T Y

The letter on the dark black line is: Y.

So, write Y for #1 above.

You'll use these 8 letters on the next page....

GEORGE WASHINGTON WAS

AMERICA'S FIRST

?

(fill in the blank)



If you said "president", you'd be correct, but the answer we're looking for is: **SPY MASTER**. American spies go back to the Revolutionary War. General Washington, code name Agent 711, needed intel on the British if we were to have any chance of winning this war. His agents (the Culper Ring) communicated with a top secret code, the Culper Code. Here's part of it.....

TIME TO BREAK THE CODE FROM THE LAST PAGE (P.14).

STEP 1: RE-WRITE THE CODED LETTERS:

Y
1 2 3 4 5 6 7 8



STEP 2: BREAK THE CODE BY USING WASHINGTON'S CULPER CODE. (WE'VE DONE THE FIRST LETTER FOR YOU. YOU CAN SEE ABOVE THAT "Y" BECOMES "W".)

W
1 2 3 4 5 6 7 8
YOU ARE,
BE A GOOD ONE.

continued...



President Abe Lincoln said those words containing the code you just broke. Any ideas what that quote means?

How about: **whatever you do, do a good job.**

Any ideas what that has to do with completing this scavenger hunt? Well, if you broke that code, and completed the other missions in the hunt, you have without a doubt, proven that you would make a **good...no, great...Special Agent!**

CONGRATULATIONS, YOU ARE NOW A
SPECIAL AGENT WITH THE SIA.

Remember, Special Agent, even when you're not on SIA missions, and back to your normal life, think of this quote. Whatever you do (even homework & chores), do a **good** job. The SIA may be watching...



THE FINAL MISSION

Please help spread the word: tell your family/friends about your D.C. mission! With your Case Officer, choose the best pics to share.

Case officers, go to our website:

ScavengerHuntAdventures.com/contest

(QR Code below)

Check out our **photo contest** (with cool prizes) & **other Missions** (NYC, London, Rome & many more).



LINCOLN MEMORIAL'S \$5 BILL:
FOLD/CUT ALONG DOTTED LINE

WANT ANOTHER MISSION?



...AND MANY MORE

WWW.SCAVENGERHUNTADVENTURES.COM



IMAGE CREDITS

WM = Wikimedia Commons

Mission Map: Peter Fitzgerald; DC Images; FDR: Sarah Stierch/Flickr; Capitol: Ken Hammond/National Archives; Washington Monument/ Rawpixel Ltd from NASA; [Washington Monument](#): Collier71 (WM), Old Buildings: Cram's Unrivaled Family Atlas of the World (WM), Jefferson Pier: Something Original (talk) (WM); Monument & Boats: Library of Congress/Frank Leslie's Newspaper; [Capitol](#); \$50 Bills: <http://www.sarmarroof.com/downloads/50-dollar-bill/>; Grant statue: NC in DC (WM);

[World War II Mem](https://www.flickr.com/photos/82955120@N05/): Nicolas Raymond at <https://www.flickr.com/photos/82955120@N05/>; Star: Doug Kerr/Flickr; [Lincoln Mem](#): Five dollar bill illusion: Ryan McFarland, www.zieak.com